



CARDIAC, VASCULAR AND
ENDOVASCULAR AORTIC ADVANCES

PROGRAMME

MONDAY–TUESDAY

7–8 OCTOBER 2024

IN PERSON AND VIRTUAL
ANDAZ VIENNA AM BELVEDERE, VIENNA, AUSTRIA


COURSE DIRECTORS



TILO KÖLBEL



AUNG OO



CXAORTICLIVE.COM

WELCOME TO CX AORTIC LIVE 2024!

It is our great pleasure to welcome you to the inaugural **CX Aortic Live symposium**. This gathering is designed to bring together the cardiovascular aortic community and to foster a collaborative space for the optimal management of the aorta.

Over the next two days, our renowned global faculty will explore the latest cutting-edge techniques and innovations through live case transmissions, complemented by edited case studies and expert podium presentations. The sessions will follow an interactive and flexible format, allowing for real-time adaptation to the dynamics of the live cases. Discussions will be led by our expert moderators and panellists, ensuring a rich and insightful dialogue with the audience.

Our primary focus throughout this symposium is to build a strong, interdisciplinary community of aortic experts, dedicated to working together in the best interest of the patient.

We wish you a highly productive and engaging experience at **CX Aortic Live**.

Tilo Kölbel and Aung Oo

Faculty list

Luca Bertoglio, *Brescia, Italy*

Dittmar Böckler, *Heidelberg, Germany*

Michael A. Borger, *Leipzig, Germany*

Daniela Branzan, *Munich, Germany*

Nabil Chakfe, *Strasbourg, France*

Edward Chen, *Durham, United States*

Laurent Chiche, *Paris, France*

Sebastian Debus, *Hamburg, Germany*

Nimesh Desai, *Philadelphia, United States*

Christian Detter, *Hamburg, Germany*

Nuno Dias, *Malmö, Sweden*

Wolf Eilenberg, *Vienna, Austria*

Christian D. Etz, *Rostock, Germany*

Mark Farber, *Chapel Hill, United States*

Mark Field, *Warrington, United Kingdom*

Enrico Gallitto, *Bologna, Italy*

Thomas Gandet, *Montpellier, France*

Emanuele Gatta, *Ancona, Italy*

Mehrdad Ghoreishi, *Miami, United States*

Wei Guo, *Beijing, China*

Robin Heijmen, *Nijmegen, Netherlands*

Michael Hübler, *Hamburg, Germany*

Tomasz Jakimowicz, *Warsaw, Poland*

Andrea Kahlberg, *Milan, Italy*

Jörg Kempfert, *Berlin, Germany*

Tilo Kölbel, *Hamburg, Germany*

Beate Lindberg, *Oslo, Norway*

Ana Lopez-Marco, *London, United Kingdom*

Vladimir Makaloski, *Bern, Switzerland*

Tara Mastracci, *London, United Kingdom*

Blandine Maurel, *Nantes, France*

Steven Maximus, *Houston, United States*

Bahaa Nasr, *Brest, France*

Davide Pacini, *Bologna, Italy*

Giuseppe Panuccio, *Hamburg, Germany*

Michele Piazza, *Padova, Italy*

Maximilian Pichlmaier, *Munich, Germany*

Giovanni Pratesi, *Genoa, Italy*

Fiona Rohlfis, *Regensburg, Germany*

Andreas Schäfer, *Hamburg, Germany*

Takeshi Shimamoto, *Hamamatsu, Japan*

Kazuo Shimamura, *Osaka, Japan*

Malakh Lal Shrestha, *Rochester, United States*

Suk-Won Song, *Seoul, South Korea*

Konstantinos Tsagakis, *Cologne, Germany*

Nikolaos Tsilimparis, *Munich, Germany*

Sabine Wipper, *Innsbruck, Austria*

Aung Ye Oo, *London, United Kingdom*

Kak Khee Yeung, *Amsterdam, Netherlands*

COURSE DIRECTORS



Tilo Kölbl
Hamburg, Germany
Professor of Vascular Surgery,
University of Hamburg, and Vascular
Surgeon at the University Heart
Center Hamburg, Hamburg, Germany



Aung Oo
London, United Kingdom
Professor of Cardiovascular Surgery
at St Bartholomew's Hospital, Clinical
Lead for Aortovascular Surgery at
Barts Heart Centre, London, United
Kingdom

PROGRAMME DIRECTORS



Luca Bertoglio
Brescia, Italy



Michael Borger
Leipzig, Germany



Christian Detter
Hamburg, Germany



Robin Heijmen
Nijmegen, Netherlands



Gustavo Oderich
Houston, United States



Davide Pacini
Bologna, Italy



Konstantinos Tsagakis
Cologne, Germany



Nikolaos Tsilimparis
Munich, Germany



Kak Khee Yeung
Amsterdam, Netherlands

CX Aortic Live 2024 - Day 1

Main Auditorium / Lower Belvedere

08:00 - 08:30

WELCOME

Course Director: Tilo Köbel, *Hamburg, Germany*

Course Director: Aung Ye Oo, *London, United Kingdom*

08:30 - 13:00

SESSION 1: AORTIC VALVE - ROOT - ASCENDING AORTA

Chairing: Aung Ye Oo, *London, United Kingdom*

Chairing: Konstantinos Tsagakis, *Essen, Germany*

Panel: Robin Hejmen, *Nijmegen, Netherlands*, Edward Chen, *Durham, United States*, Nimesh Desai, *Philadelphia, United States*, Thomas Gandet, *Montpellier, France*

PRESENTATIONS

Valve sparing aortic root replacement (VSRR), Ross or mechanical valve in young adult females

Mark Field, *Liverpool, United Kingdom*

Limited vs. extensive approach in acute type A aortic dissection

Suk-Won Song, *Seoul, South Korea*

TAVI vs. surgical aortic valve replacement in low-risk patients:

Evidence

Christian D. Etz, *Rostock, Germany*

Endo-Bentall: The final frontier for endovascular repair

Mehrdad Ghoreishi, *Miami, United States*

VIDEOS

Edited case: Biological Bentall: Latest technical tips and tricks

Ana Lopez-Marco, *London, United Kingdom*

Edited case: An alternative to open type A aortic dissection repair

Nimesh Desai, *Philadelphia, United States*

Edited case: Minimally invasive aortic root repair

Malakh Lal Shrestha, *Rochester, United States*

Edited case: Endo-Bentall for acute type A aortic dissection

Thomas Gandet, *Montpellier, France*

Edited case: Uncovered stent for acute aortic dissection: How to do it right

Jörg Kempfert, *Bad Nauheim, Germany*

10:15 - 10:45 Coffee break

LIVE CASE TRANSMISSIONS

Live case 1: TAVI: Advances in transcatheter heart valve (THV) technology

Andreas Schäfer, *Hamburg, Germany*

Live case 2: Pulmonary valve autograft for aortic valve and homograft in pulmonary position acc. Ross

Michael Hübler, *Hamburg, Germany*

Live case 3: David root repair in bicuspid aortic valve Michael A. Borger, *Leipzig, Germany*

Live case 4: Valve sparing aortic root replacement (VSRR):

Reimplantation

Davide Pacini, *Bologna, Italy*

Live case 5: TAVI for aortic regurgitation

Andreas Schäfer, *Hamburg, Germany*

Audience participation & discussion

13:00 - 14:00 Lunch break

14:00 - 18:30

SESSION 2: THORACO-ABDOMINAL AORTA

Chairing: Robin Hejmen, *Nijmegen, Netherlands*

Chairing: Nikolaos Tsilimparis, *Munich, Germany*

Panel: Blandine Maurel, *Nantes, France*, Nuno Dias, *Lund, Sweden*, Vladimir Makaloski, *Bern, Switzerland*, Fiona Rohlfis, *Regensburg, Germany*

PRESENTATIONS

Best practice: Risk stratification of TAAA patients

Tara Mastracci, *London, United Kingdom*

Open repair in genetic aortic syndrome

Dittmar Böckler, *Heidelberg, Germany*

Bridging stents in fenestrated and branched TAAA repair: What is the evidence

Enrico Gallitto, *Bologna, Italy*

Role of cerebral fluid drainage in spinal cord protection

Fiona Rohlfis, *Regensburg, Germany*

How to repair failed EVAR/open repair: Conversion vs. F/B-EVAR

Beate Lindberg, *Oslo, Norway*

VIDEOS

Edited case: Septotomy in chronic aortic dissections

Steven Maximus, *Houston, United States*

Edited case: Open TAAA

Laurent Chiche, *Paris, France*

Edited case: Open thoracoabdominal repair with a new hybrid-prosthesis

Sabine Wipper, *Innsbruck, Austria*

Edited case: BEVAR with an inner-branch design

Mark Farber, *Chapel Hill, United States*

Edited case: Minimally invasive segmental artery coil embolisation (MISACE) step-by-step technique

Daniela Branzan, *Munich, Germany*

Edited case: Laser Fenestration in TEVAR

Giovanni Pratesi, *Genoa, Italy*

16:00 - 16:30 Tea break

LIVE CASE TRANSMISSIONS

Live case 6: BEVAR with inner/outer branches

Wei Guo, *Beijing, China*

Live case 7: CMD BEVAR with five branches

Giuseppe Panuccio, *Hamburg, Germany*

Live case 8: BEVAR with inner branches

Luca Bertoglio, *Brescia, Italy*

Live case 9: Infrarenal tubegraft to create a landing zone before BEVAR in a Marfan patient

Sebastian Debus, *Hamburg, Germany*

Live case 10: TEVAR and false lumen endograft in type B aortic dissection

Nikolaos Tsilimparis, *Munich, Germany*

Audience participation & discussion

CX Aortic Live 2024 - Day 2

Main Auditorium / Lower Belvedere

08:00 - 12:30

SESSION 3: AORTIC ARCH

Chairing: Michael A. Borger, *Leipzig, Germany*

Chairing: Tilo Kölbl, *Hamburg, Germany*

Panel: Wolf Eilenberg, *Vienna, Austria*, Suk-Won Song, *Seoul, South Korea*, Nimesh Desai, *Philadelphia, United States*, Andrea Kahlberg, *Milan, Italy*

PRESENTATIONS

Zone 2 arch repair and completion TEVAR upon indication for acute type A aortic dissection (aTAAD)

Robin Heijmen, *Nijmegen, Netherlands*

Visceral malperfusion in acute type A aortic dissection (aTAAD): How to handle it

Edward Chen, *Durham, United States*

Retrograde vs. antegrade branches in the arch

Nuno Dias, *Lund, Sweden*

Ascending-descending bypass in coarctation

Michael A. Borger, *Leipzig, Germany*

Endovascular aortic arch repair is the treatment of choice in chronic TAAD

Tomasz Jakimowicz, *Warsaw, Poland*

VIDEOS

Edited case: Arch and frozen elephant trunk surgery without hypothermia and circulatory arrest (HCA)

Emanuele Gatta, *Ancona, Italy*

Edited case: Coarctation with covered stent

Tilo Kölbl, *Hamburg, Germany*

Edited case: Frozen elephant trunk: The Bologna approach

Davide Pacini, *Bologna, Italy*

Edited case: TEVAR after debranching by axillary-axillary bypass

Kazuo Shimamura, *Osaka, Japan*

Edited case: Total arch replacement with frozen elephant trunk

Takeshi Shimamoto, *Kurashiki, Japan*

Edited case: A standardised approach for the treatment of aortic arch disease: The role of physician modified stent grafts

Bahaa Nasr, *Brest, France*

10:15 - 10:45 Coffee break

LIVE CASE TRANSMISSIONS

Live case 11: Frozen elephant trunk: The Hamburg approach

Christian Detter, *Hamburg, Germany*

Live case 12: Frozen elephant trunk: The Munich approach

Maximilian Pichlmaier, *Munich, Germany*

Live case 13: Custom-made device (CMD) three branches retrograde TEVAR

Giuseppe Panuccio, *Hamburg, Germany*

Live case 14: Type Ia endoleak treatment after endovascular arch repair in zone 2

Dittmar Böckler, *Heidelberg, Germany*

Live case 15: Endovascular repair of an aortic arch aneurysm via a custom-made device

Nikolaos Tsilimparis, *Munich, Germany*

Audience participation & discussion

12:30 - 14:00 Lunch Break

12:45 - 13:50

Lunch Symposium Read more on page 8

14:00 - 17:00

SESSION 4: INFRARENAL AORTA

Chairing: Kak Khee Yeung, *Amsterdam, Netherlands*

Chairing: Luca Bertoglio, *Brescia, Italy*

Panel: Giovanni Pratesi, *Genoa, Italy*, Steven Maximus, *Houston, United States*, Suk-Won Song, *Seoul, South Korea*

PRESENTATIONS

Open repair vs. EVAR for AAA: How to keep the balance

Vladimir Makaloski, *Bern, Switzerland*

Best practice in repair for ruptured AAA

Andrea Luitz Kahlberg, *Milan, Italy*

Infected aortic grafts and EVARs: When to explant and when to treat conservatively

Blandine Maurel, *Nantes, France*

Pre-emptive treatment for type II endoleak: Impact on outcomes

Michele Piazza, *Padova, Italy*

VIDEOS

Edited case: Robotic aortic surgery

Nabil Chakfe, *Strasbourg, France*

Edited case: Conformable EVAR graft in a tortuous neck

Kak Khee Yeung, *Amsterdam, Netherlands*

Edited case: Fenestrated EVAR with a new aorto-biiliac main body

Giovanni Pratesi, *Genoa, Italy*

Edited case: Bail-out chimney for inadvertent coverage of reno-mesenteric arteries in EVAR

Wolf Eilenberg, *Vienna, Austria*

LIVE CASE TRANSMISSIONS

Live case 16: Open repair of AAA in Marfan Syndrome

Dittmar Böckler, *Heidelberg, Germany*

Live case 17: Four-vessel preloaded renal fenestrated EVAR with biport modified ipsilateral handle

Nikolaos Tsilimparis, *Munich, Germany*

Live case 18: Retroperitoneal iliac conduit before complex aortic repair

Sebastian Debus, *Hamburg, Germany*

Live case 19: Transarterial type II endoleak embolisation

Giuseppe Panuccio, *Hamburg, Germany*

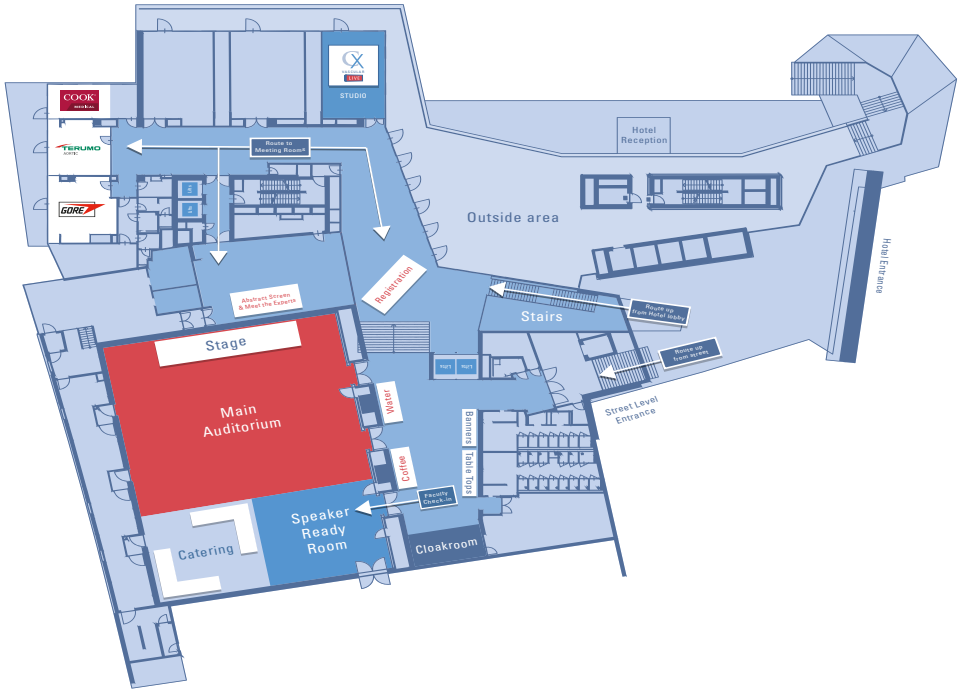
Audience participation & discussion

17:00 - 17:30

Sum up and farewell

Course Director: Tilo Kölbl, *Hamburg, Germany*

Course Director: Aung Ye Oo, *London, United Kingdom*



CME Accreditation

CX AORTIC LIVE 2024 CME CREDITS

The CX Aortic Live 2024, Vienna, Austria 7/10/2024 – 8/10/2024, has been accredited by the European Accreditation Council for Continuing Medical Education (EACCME®) with 15.0 European CME credits (ECMEC®s). Each medical specialist should claim only those hours of credit that he/she actually spent in the educational activity.



Through an agreement between the Union Européenne des Médecins Spécialistes and the American Medical Association, physicians may convert EACCME® credits to an equivalent number of AMA PRA Category 1 Credits™. Information on the process to convert EACCME® credit to AMA credit can be found at <https://edhub.ama-assn.org/pages/applications>.

Live educational activities, occurring outside of Canada, recognised by the UEMS-EACCME® for ECMEC®s are deemed to be Accredited Group Learning Activities (Section 1) as defined by the Maintenance of Certification Program of the Royal College of Physicians and Surgeons of Canada.

The image features a solid blue background with a dark blue silhouette of a tree trunk and branches. The trunk is thick and curves slightly to the right, with several smaller branches extending outwards. The overall style is minimalist and graphic.

Sponsor activity

Tuesday 8 October: 12:45 - 13:50

Lunch Symposium

Advances in Endovascular Arch Repair

Chairing: Tilo Köbel, *Hamburg, Germany*

Chairing: Giovanni Pratesi, *Genoa, Italy*

Introduction

Edited case: The LSA Revascularisation Matters: Terumo Aortic's Relay Arch Platform

Vladimir Makaloski, *Bern, Switzerland*

Edited case: LSA single branch graft: one of many Cook options to preserve the LSA

Luca Bertoglio, *Brescia, Italy*

Edited case: Preserving LSA with the GORE TBE device: the first approved off-the-shelf thoracic single side branch

Nimesh Desai, *Philadelphia, United States*

Moderator conclusion and round up

Sponsored by



CX Aortic Live 2024 partners

CX Aortic Live 2024 would like to thank all our partners

PLATINUM SPONSORS



GOLD SPONSOR



SUPPORTED BY



C International Symposium CHARING CROSS

Vascular & Endovascular
Challenges Update

SAVE THE DATE

**23–25 APRIL 2025
WEDNESDAY-FRIDAY**


**EXCEL, LONDON
UNITED KINGDOM**



CXSYMPOSIUM.COM



 [LEARN MORE](#)



CONTROVERSIES

CHALLENGES

CONSENSUS

EDUCATION

INNOVATION

EVIDENCE